

# CLEAN

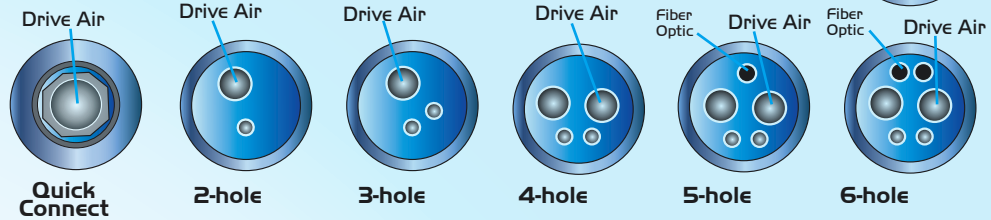


BIO-C-12

**1) External Cleaning:** Scrub the exterior of each handpiece with mild detergent and water. Dry.

**Internal Cleaning:** Holding handpiece in white towel, flush air drive port with Bio Lube Advanced Cleaner using 2-3 second bursts removing water, old oil, and protein build-up. Use your manufacturers' lube adapters to fit quick connect handpieces (**B1**).

A2- Drive Air Port Illustration



Star



# LUBE

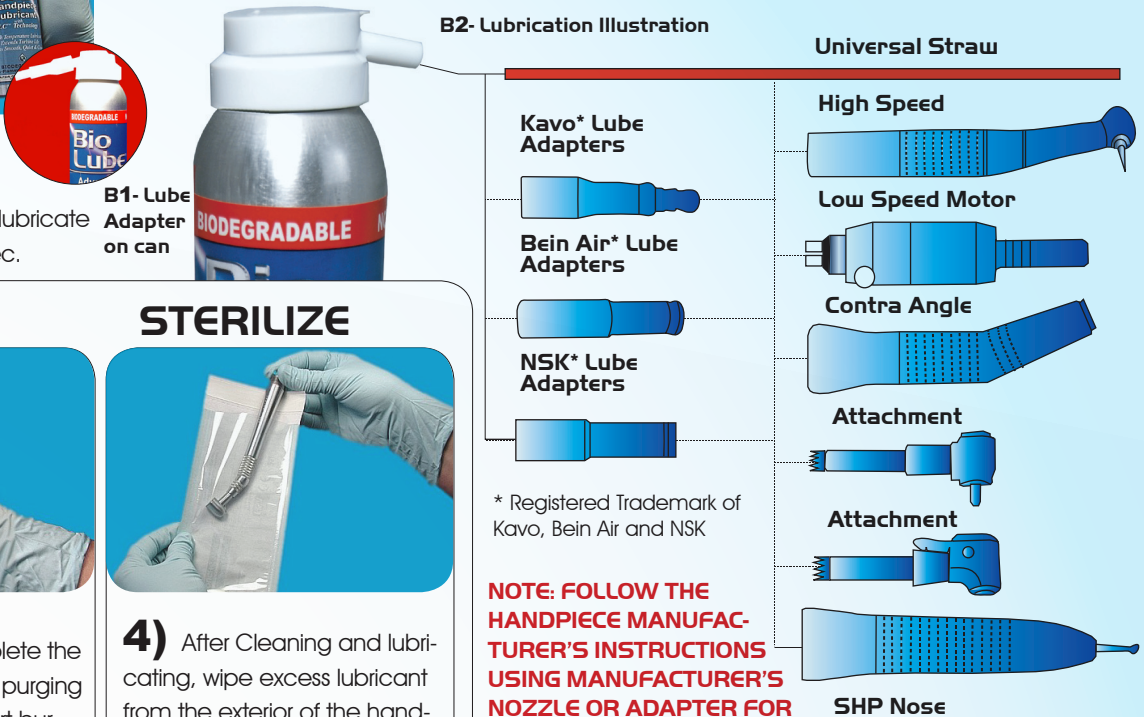


BIO-L-12

**2) Using the universal straw or your existing lube adaptor, lubricate handpiece with a 1 sec.**

burst of Bio Lube Advanced Dental Handpiece Lubricant into the handpiece's drive air port (**A2**). All manufacturer lube adaptors fit Bio Lube's universal spout. If using Bio Lube Pin Oiler or 2 oz. Needle Dropper use four (**B3**) drops into the handpiece's drive air port (**A2**).

B2- Lubrication Illustration



Universal Straw

Kavo<sup>®</sup> Lube Adapters

Bein Air<sup>®</sup> Lube Adapters

NSK<sup>®</sup> Lube Adapters

\* Registered Trademark of Kavo, Bein Air and NSK

**NOTE: FOLLOW THE HANDPIECE MANUFACTURER'S INSTRUCTIONS USING MANUFACTURER'S NOZZLE OR ADAPTER FOR YOUR HANDPIECE.**

# PURGE



**3) It is vital to complete the lubrication process by purging each handpiece. Insert bur and run the handpiece up to speed for 20-30 seconds. Running the handpiece sets the Bio Lube<sup>®</sup> TLC polymer, eliminates excess oil, and prevents sluggish handpiece performance after sterilization.**

# STERILIZE



**4) After Cleaning and lubricating, wipe excess lubricant from the exterior of the handpiece. Bag and sterilize the handpiece according to the handpiece manufacturer's recommendations.**

**NOTE: WHEN USING BIO LUBE<sup>®</sup> IT IS NOT NECESSARY TO LUBRICATE HANDPIECE AFTER STERILIZATION.**

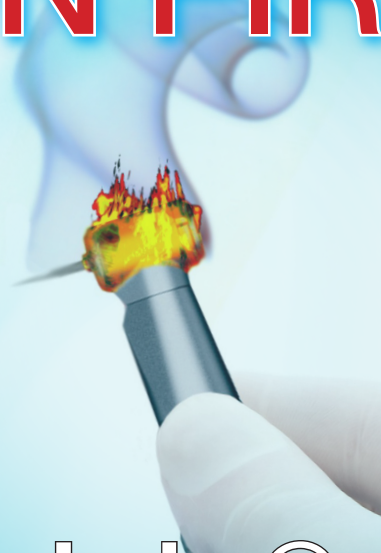
B3- Non Aerosol Application - 4 drops



# Bio Lube<sup>®</sup> INSTRUCTIONS

SOUTHLAND DISTRIBUTION & SALES,  
1-800-880-0240, WWW.SDSSOUTHLAND.COM

# Is Your Electric High Speed Contra Angles **ON FIRE?**



BIO-EF-500

## Bio Lube® Superior Performance

E-Formula for electric high speed contra angles.

Bio Lube® E-Formula with TLC Technology Drastically Reduces Heat and the Threat of Patient Burns...

E-Formula reduces heat buildup, ensuring high speed contra angles run quieter and faster while remaining cool to the touch reducing the chance of severe burns associated with inadequate maintenance and lubrication.

- Safe for all Handpieces
- Nonflammable
- Synthetic
- Eliminates Frequent & Costly Repairs
- No Hazardous Shipping
- TLC Technology Eliminates Metal to Metal Contact Reducing Friction, Heat & Wear
- Withstands autoclave temperatures up to 572°F

## Bio Lube® Superior Performance

Auto-Lube and Auto-Clean for automatic handpiece maintenance stations.

- Cure Sluggish Handpieces.
- Eliminate Costly Repairs
- Extends Handpiece Life
- Handpieces run faster, smoother, and quieter.
- Restores bearing cages, o-ring, and gaskets.
- No need to lubricate after sterilization.
- Non-Flammable,
- Biodegradable
- Food Grade H-1, USDA, NSF Approved
- No Haz-Mat Shipping
- Withstands autoclave temperatures up to 572°F



BIO-AL & BIO-AC

For use with:

Assistina



Tuffnauer



ClearView



Twice as much Lubricant for less than competitors.



NSK Care 3